

DIGITAL MEMBER CARD HOW-TO

ART &
SOUL


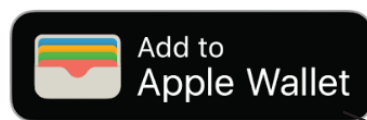
Nelson
Atkins
MUSEUM OF ART

STEP 1:

- An email will come to the primary cardholder from alerts@museumanywhere.com with a link to access your digital member card.
**Please make sure to check your spam and junk folders.*
- Click the link that says: Download your personal Digital Membership card here.
**If you are an Apple user, you must use Safari or paste the link into Safari to access your card.*

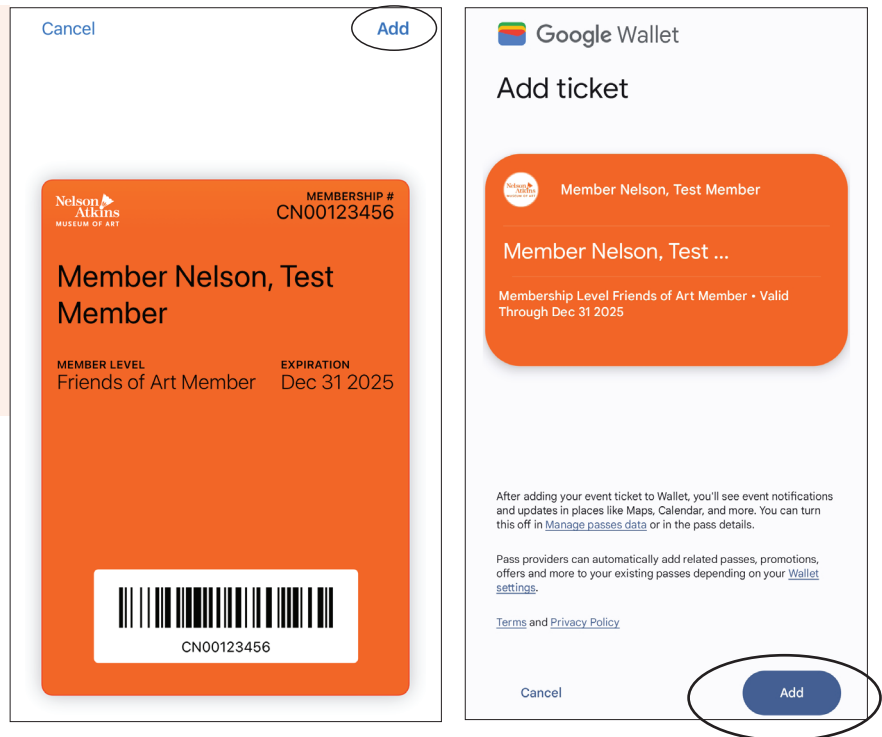
STEP 2:

- Clicking the link will take you to an image of your digital membership card. Select the black button at the bottom that says, "Add to [Apple/Google] Wallet."



STEP 3:

- After clicking “Add to [Apple/ Google] Wallet,” your digital card will pop up. Select “Add” in the top right corner for Apple users or bottom right corner for Google users.



STEP 4:

- Close the window and navigate to your phone wallet. Your digital card will now be saved here.

STEP 5:

- Come to the museum and scan your digital card in the parking garage for **free parking**, check-in at the Member Services Desk to scan for your **free admission** to featured exhibitions, and flash at the Museum Store, Rozzelle Court and Thou Mayest Coffee Roasters for your **10% discount. ENJOY!**

Visit [Member FAQ](#) for additional questions or contact the Membership Team at membership@nelson-atkins.org or 816.751.1278.